



**ROBBY GORDON – TODD ROMANO**

**DANIEL GRANGER – KYLE SWOBODA**

Design Presentation: 32

FOR PUBLIC RELEASE: 10/28/2020



Orders for the first production runs have been closed out and finalized with the factory



Testing will continue in  
Arizona and California

**First Batch of  
production wheels  
ready for testing.**



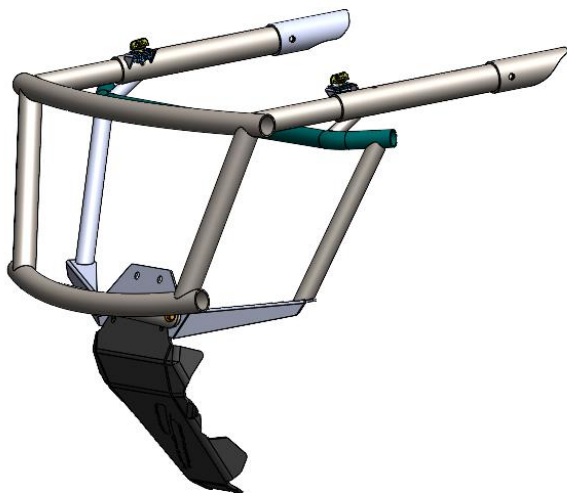


Ratchet Shifter






**Pistons**



Front Bumper

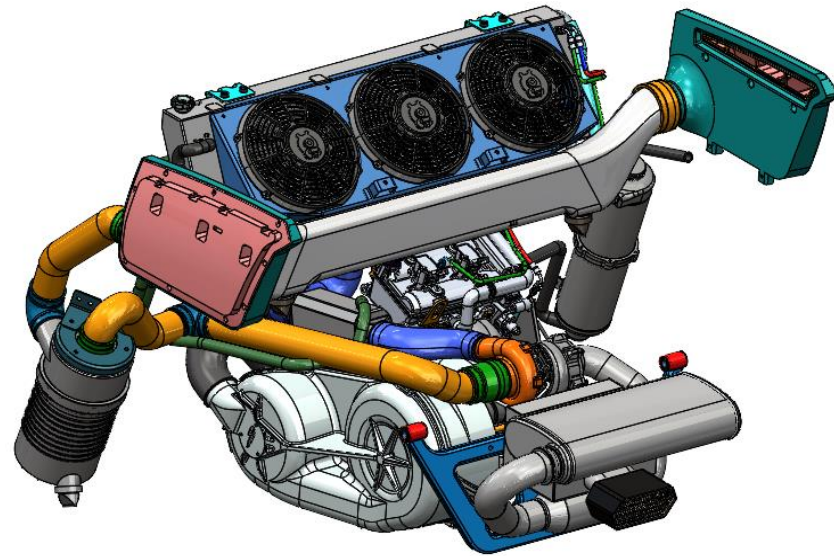


Seat fitment



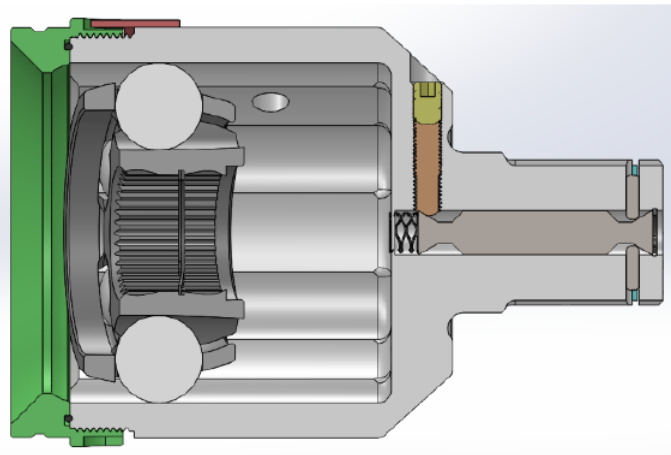



Seat fitment





### How Do CVs work?



#### Grease splines and stubs

- Grease screw (pink) can be removed, and a grease fitting can be installed to grease CV. Reinstall screw after greasing.
- To open CV
  - o Unscrew two Torx button head screws and remove retaining clip (red)
  - o Unscrew housing retainer (green)

Live Call in:  
**704-949-1255**



SPEED 5ft LED Whip/Flag

**Winner gets a Speed  
Whip/Flag**